

TECHNICAL DATA SHEET

DS1011

Configuration

Connector 1	SMA Female
Connector 2	SMA Female
Frequency Range (GHz)	13.75 – 14.80
Design	Isolator

Electrical Specifications

Frequency Range (GHz)	13.75 – 14.80
Impedance (Ohms)	50
Isolation (dB Min)	20
Insertion Loss (dB Max)	0.40
VSWR (dB Max)	20
Forward Power (Watts)	10
Peak Power (Watts)	30
RF Leakage (dBi)	-80

Connector 1 and Connector 2

Contact Material and Plating	Beryllium Copper, Gold
Connector Material and Plating	Passivated Stainless Steel
Body Material and Plating	Passivated Stainless Steel

Size

Length: inches (mm)	0.50 (12.70)
Width: inches (mm)	0.70 (17.78)
Height: inches (mm)	0.50 (12.70)

Weight

Ounces:	0.70
Grams:	20

Qualification Test Profiles

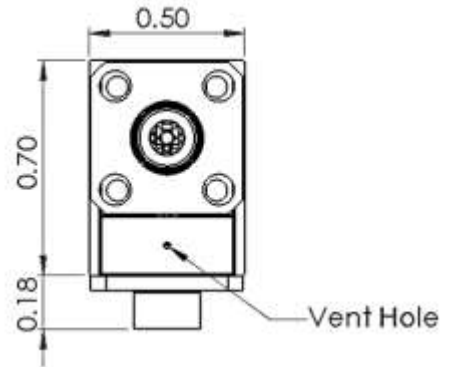
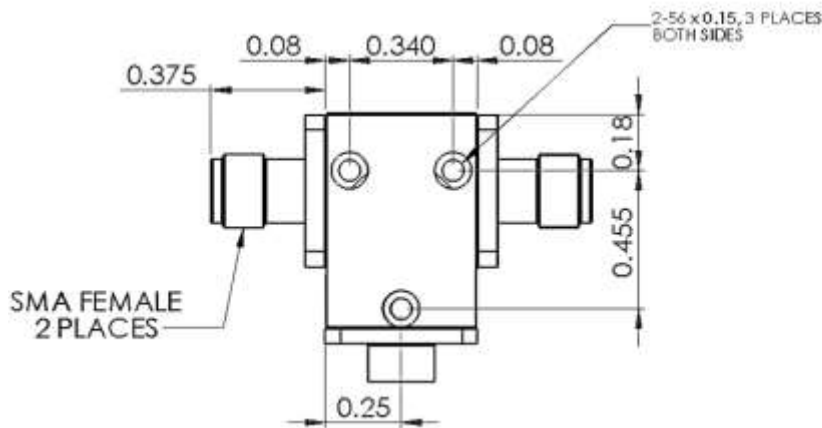
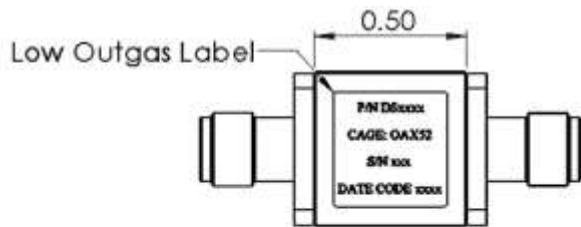
Please contact us at 559.255.7042 or sales@ditom.com

Acceptance Test Profiles

Please contact us at 559.255.7042 or sales@ditom.com

The information contained in this document is accurate to the best of our knowledge and representative of the part described herein. It may be necessary to make modifications to the part and/or the documentation of the part, in order to implement improvements. DITOM Microwave reserves the right to make such changes as required.





The Information contained in this document is accurate to the best of our knowledge and representative of the part described herein. It may be necessary to make modifications to the part and/or the documentation of the part, in order to implement improvements. DITOM Microwave reserves the right to make such changes as required.

TECHNICAL DATA SHEET

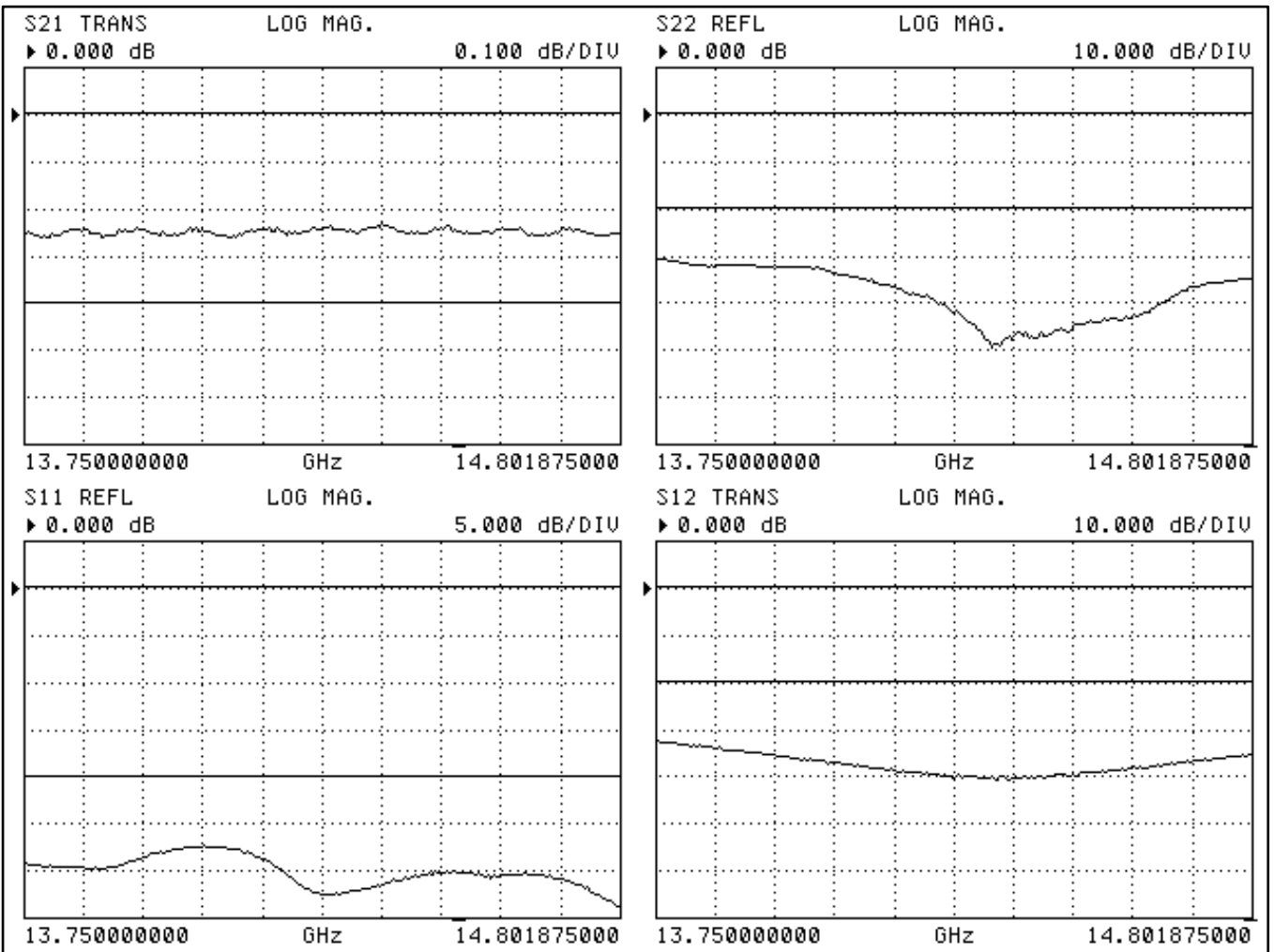
DS1011

Electrical Performance

Typical Data

Room Temperature

+21°C



The Information contained in this document is accurate to the best of our knowledge and representative of the part described herein. It may be necessary to make modifications to the part and/or the documentation of the part, in order to implement improvements. DiTom Microwave reserves the right to make such changes as required.

